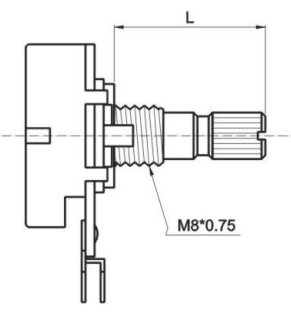
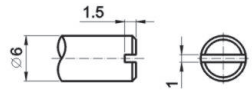


R2410N-
R2413N-
R2410S-
R2413S-



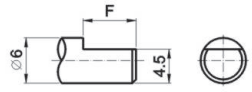
METAL SHAFT

S TYPE:



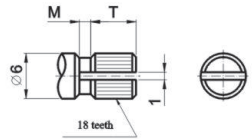
X	P	Q	R	S	T	U	
L	10	15	20	25	30	40	

F TYPE:



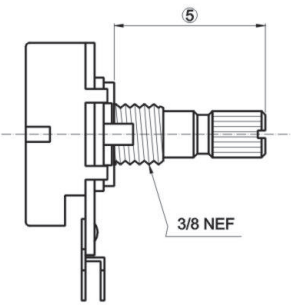
X	A	B	C	D			
L	15	20	25	30			
F	7	12	12	12			

KQ TYPE:



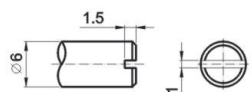
X	0	1	2	7	8	3	4	5	6
L	10	12	15	17	18	20	25	30	35
T	2.3	3.5	6	7	8	9.9	12.1	12	12
M	0.3	0.5	1	1.5	1.5	1.5	2	2	2

R2410N-
R2413N-
R2410S-
R2413S-



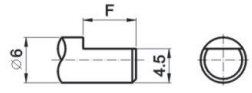
METAL SHAFT

S TYPE:



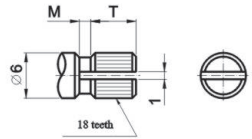
X	Q	R	S	T			
L	15	20	25	30			

F TYPE:



X	A	B	C	D			
L	15	20	25	30			
F	4	7	12	12			

KQ TYPE:



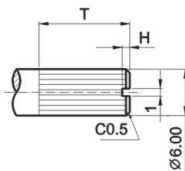
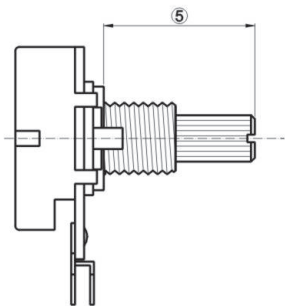
X	2	3	4	5			
L	15	20	25	30			
T	3.5	7	10	12			
M	0.5	1.5	2	2			

Type of shaft : 軸的型式

R2412N-
R2415N-
R2412S-
R2415S-

INSULATED SHAFT

T TYPE:

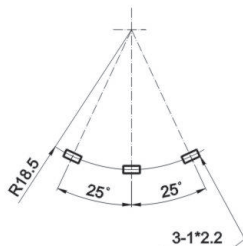


X	M	N	O	P		
L	15	20	25	30		
T	5	12	12	12		
H	5	1	1	1		

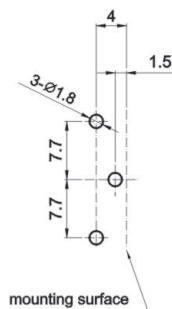
Type of terminal : 端子的型式

R2410N-
R2412N-
R2413N-
R2415N-

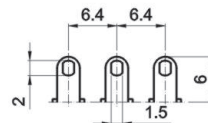
D1



A1

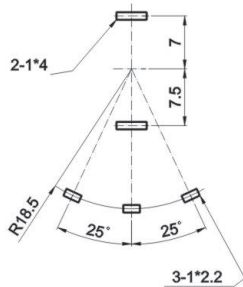


B1

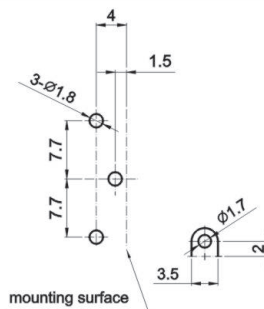


R2410S-
R2412S-
R2413S-
R2415S-

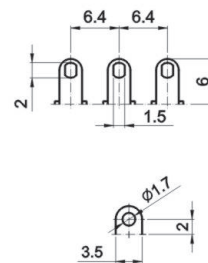
D1



A1



B1



Mechanical characteristics:機械的性能

Total rotational angle 全迴轉角度	$300^{\circ} \pm 5^{\circ}$
Rotational torque 迴轉扭力	2~20mN.m (20~200gf.cm)
Rotation stopper strength 止迴轉強度	0.7 N.m (7kgf.cm)
Switch working angle 開關作動角度	$30^{\circ} \pm 10^{\circ}$

Electrical characteristics:電氣的性能

Total resistance 總阻值	10K Ω ~1M Ω
Total resistance tolerance 總阻值容許差	$\pm 20\%$ (more than 1M Ω $\pm 30\%$)
Rated power 定格電力	curve B:0.5W other than B:0.25W
Max. operating voltage 最高使用電壓	curve B:500V other than B:250V
Resistance taper 阻值線性	A ,B
Residual resistance 殘留阻值	$R \geq 250K\Omega$ 0.1% max. of total resistance 250K Ω >R>10K Ω 20 Ω max. 10K Ω \geq R 10 Ω max.
Insulation resistance 絕緣抵抗	more than 100M Ω at DC 500V
Withstand voltage 耐電壓	1 minute at AC 500V
Switch contact resistance 開關接觸抵抗	Less than 30M Ω

Durability:耐久的性能

Rotational life 迴轉壽命	10,000 cycles
-------------------------	---------------